

VROOM!

Mobile Sensory Theatre

STARSHINE!

Activity
Guide



omaha
community
playhouse

HOW TO USE THIS GUIDE

We aim to provide multiple pathways for audience members to connect with the themes of *Starshine!* This guide provides activities, resources, and discussion topics that can be enjoyed before or after the experience. There is no right or wrong way to explore these offerings!



HAVE YOU EVER WONDERED WHAT IT WOULD BE LIKE TO VISIT A STAR?

On our journey, you will be invited to join our team of Starkeepers. As a New Recruit, you can bounce to the surface of a star and use all of your senses to discover the star's uniqueness!

WANT TO LEARN MORE ABOUT STARSHINE?

Visit us at www.omahaplayhouse.com/VROOM for our Social Story, Booking Information, and more!

WHAT SHINES?

Take a look at these pictures of things that shine.

How do they shine?

What makes their shine special or unique?

What makes YOU shine?



*"When the stars align,
together we shine."*

Starkeepers use the Starkeeper Promise to help the stars shine their brightest!

What other kinds of jobs help others? Nurses? Teachers? Farmers? Who else? What do they do to help others?



FINDING YOUR SHINE

In *Starshine!*, the Starkeepers collect Shine. Shine is what makes all of the stars shine bright - it's all around us, and is even inside of us! Shine is what makes us special and unique.

Play a round of "Roll & Tell" to explore your shine! Roll the dice, then share something special about yourself. No dice? No problem! You can take turns asking these questions with someone you care about.



What is one thing you are really good at?



What do you want to be when you grow up?



Name 3 of your favorite things (it could be foods, books, animals, or anything you choose!)



What are your hobbies?



Who is important to you? Share something special about them.



If you could travel anywhere real or imaginary, where would you go?



HOW WOULD YOU TRAVEL TO THE STARS?

Imagine many different ways to travel into space. What are some real ways to get to the stars? What are some imaginary ways that you invent?

Use your favorite art supplies (like crayons, colored pencils, or chalk) to create your own designs and a map for your adventure!



"BLUE-TIFUL" VIEWS

The Star you visit has a beautiful, blue glow. How many blue animals can you name? Foods? Toys? What else?

PREPARING FOR A TRIP

When you go on a trip, it's important to be prepared! What things do you need to have with you? What things do you want to have with you?

Create a list, draw a picture, or make a collage of all the things you'd bring with you if you were traveling to a star.

Sunglasses? A stuffie? Snacks? It's up to YOU!



GETTING INTO THE GALAXY GROOVE



Create your own galaxy inspired playlist!

Think about different kinds of music that remind you of space. What sounds like stars twinkling? What fills you with warmth, like the sun? Are there any songs that feel like the planets swirling? How about the music from your favorite sci-fi movies or TV shows?

You can find the music from *Starshine!* on our website for your playlist, too. Your playlist will be perfect for stargazing, going on adventures, or having a dance party!



THE VIEW FROM SPACE


Imagine what it is like to be an interstellar traveler. What does the Earth look like from way up high? Observe the pictures below. What do you see? Draw a picture of your own neighborhood as if you were looking from space!



SPACE SCAVENGER HUNT

Search around your home, school, or neighborhood to find everything on this list!

- Something warm, like the sun
- Something shiny, like a star
- Something tiny, like Pluto
- Something big, like Jupiter
- Something unique, like you!

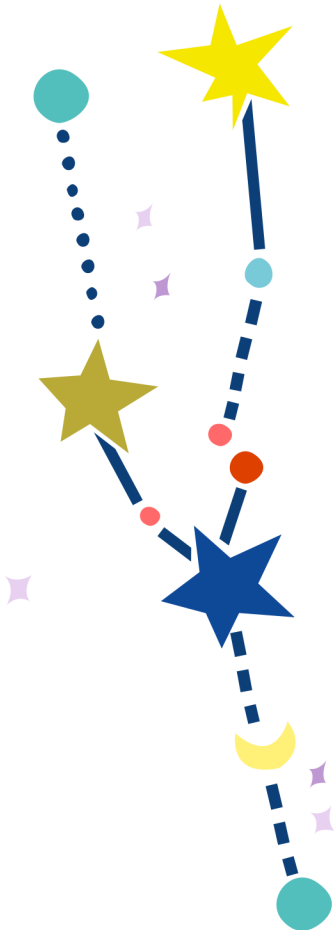


CONSTELLATION CREATION

A constellation is a pattern of stars that form a picture! Many cultures from all over the world, both today and in the past, look at the sky to observe the stars. Often, there are stories and myths about the different constellations.




This constellation is called **Canis Major**, which means "the greater dog." Do you notice the ways this constellation looks like a dog?



Here are some ways you can **create your own constellations**. You can research existing constellations and recreate them, or imagine brand new ones!

- Use a flashlight in a dark space to shine light in different shapes and patterns.
- Gather your favorite objects and pretend they are stars, then arrange them into constellations.
- Place lots of tiny stickers onto a piece of dark paper, then connect the dots using white colored pencil or crayon to form pictures.
- Use mini marshmallows and toothpicks to create a 3D constellation.

YOU MIGHT ALSO ENJOY...



My Rainy Day Rocket Ship


By Markette Sheppard, illustrated by Charly Palmer

See how this interstellar traveler uses household items to create his own rocket ship!

Mae Among the Stars

By Roda Ahmed, illustrated by Stasia Burrington

When Little Mae was a child, she dreamed of floating with the stars. Her curiosity and intelligence led to her success at NASA as the first African American woman to travel in space.



Star in the Jar

By Sam Jay

When a child discovers a lost star, he decides to take care of it - but where did it come from, and how will it get back home?

Astronomy Activity Book for Kids
100+ Fun Ways to Learn about Space and Stargazing
By Aurora Lipper, illustrated by Victoria Stebleva

Former NASA scientist Aurora Lipper leads an exciting journey through space, with tons of activities along the way!

