



## Sensory Guide

This guide highlights auditory, visual, and emotional sensory impacts within the performance. Please note that content notations contain minor spoilers. Sometimes, the magic of live theatre means unexpected things will happen, and not all moments can be accounted for.

# Approximate Run Time

Act 1: 52 Minutes

Intermission: 15 Minutes

Act 2: 50 Minutes

Total: 2 Hours and 5 Minutes

## Synopsis

Dial M for Murder is a classic suspense thriller where Tony Wendice, plotting to kill his wealthy wife, Margot, for her money after discovering her affair, blackmails an old acquaintance to commit the murder. When the plan goes awry and Margot survives by killing her assailant, Tony must desperately improvise to frame her.

## Relaxed Performance

Saturday, April 25 | 7:30 p.m.

**A Relaxed Performance** is an inclusive theatrical experience designed to be welcoming to individuals with neurodiverse needs and those attending with them. Along with offering a few technical modifications and support materials, this supportive environment provides an opportunity to participate in live theatre in a comfortable setting.

As the name suggests, these performances are less formal and more supportive of sensory, communication, movement, and learning needs.

At no time will anyone be asked to leave the performance due to sound, movement, or behaviors related to differing cognitive/developmental abilities. This is a judgment-free environment.

- House lights will remain on at a low level throughout the relaxed performance.
- The last row of the center section will be clear for pacing and movement.
- A quiet space is available in the Scott Lobby for those who may need it.
- Sensory kits are available at our Box Office.

# General Sensory Considerations

Dlal M for Murder is a fast-paced murder plot scenario built with intrigue, manipulation and intense build up of emotions during dialogue sequences.

- Dimmed lights and frequent scene transitions with music
- Sudden loud sounds (door buzzers, radio show undercurrent, loud knocking) and actors shouting
- Characters may simulate injuries, death, or danger throughout the show
- Strong argumentative tone and emotional panic
- Strong use of building tension and suspense, and a a strong sense of control and vulnerability over the main character.
- **Even though the murder attempt looks intense and scary, all of the actors are safe and pretending.**



## Sensory Impact Key



**Auditory**



**Visual**



**Emotional**

# Dial M for Murder Sensory Guide (ACT 1)


## Sensory Impact

## Description

### Pre-Show



RELAXED PERFORMANCE ONLY: Before the show begins, there will be an in-person curtain speech.



House lights fade out completely as the first scene begins at all performances except for the Relaxed Performance, where house lights will remain on at a low level. Music underscores the opening.

### ACT 1, Scene 1 - Evening: The Plan Unfolds

**What's happening:** The scene sets up the central tension: a love triangle mixed with secrecy, manipulation, and potential danger.



A discussion between Margot and Maxine about ways to murder someone.



MUSIC: Double bass, flute, and piano



Calm, controlled dialogue (can feel long and detailed).



Tension builds slowly through conversation, Tony manipulates Lesgate to do what he wants...murder his wife.

# Dial M for Murder Sensory Guide (ACT 1)

## Sensory Impact

## Description

### ACT 1, Scene 2 - Late Evening


**What's happening:** Tony's cold, calculating nature is fully revealed. The audience learns the specifics of the murder plot, creating suspense as they anticipate whether it will succeed.



Tony, Margot, and Maxine continue to discuss murder plots for Maxine's upcoming new book before heading to a BBC interview.



Tony takes Margot's key from her purse and places it on the staircase outside the apartment.



Sound of a radio show with buzzing leading into the interview.



Anticipation increases and tension becomes more noticeable.



Audience may feel stress due to the build-up of the murder attempt.

# Dial M for Murder Sensory Guide (ACT 1)

## Sensory Impact

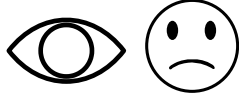
## Description

### ACT 1, Scene 3 - Late Evening: The Attack

**What's happening:** The planned murder attempt occurs. The attack/ murder attempt is posed to look real but has been rehearsed by talented actors. From this point on, the tension comes from watching whether Tony's plan will actually succeed—or unravel.



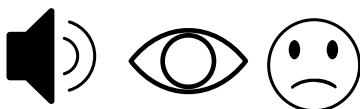
Sound of a radio show with buzzing leading into the interview continues through the scene shift.



Captain Lesgate enters in the darkness and prepares to murder Margot.



Sudden movement in dim lighting, and a lot of screaming and yelling.



Physical struggle between characters and intense white light is used to make the moment stronger. A brief but intense physical action, simulating strangulation and stabbing between Margot and Lesgate. Lesgate falls to the ground and "dies".

# Dial M for Murder Sensory Guide (ACT 1)

## Sensory Impact

## Description



Use of a prop weapon (scissors) by Margot into Lesgate's neck. The blood used is not real.



Distressing and intense moments. **The actors are safe and pretending.**

# INTERMISSION

## Sensory Guide (ACT 2)

## Sensory Impact


## Description

### ACT 2, Scene 1 - The Investigation Begins

**What's happening:** The murder plan has already been attempted—and gone wrong. This scene deals with the immediate aftermath and the beginning of the investigation.



Steady dialogue with the questioning tone of an interrogation




**MUSIC:** Builds the intensity of the scene


# Dial M for Murder Sensory Guide (ACT 2)

## Sensory Impact

## Description



Margot begins to question Maxine's motives. Intense exchanges between the two characters.



Inspector Hubbard intensely interrogates Margot and builds the accusations, attempting to make her confess. Character's voices are louder and accusatory.

## ACT 2, Scene 2 - Suspicion and Strategy


**What's happening:** The focus shifts to the trial and its outcome, showing the success of Tony's revised plan. This scene marks the emotionally darkest moment of the play.



A radio recording in the darkness of the scene transition reveals Margot's verdict.



Psychological tension increases between Maxine and Tony through conversation. Intense eye exchanges between the characters.



Margot speaks about the possibility of being hung the next day. She speaks with loud volume and intensity.



Intense moments of conversation between Margot, Hubbard, and Maxine. Loud conversation and building of intensity.

# Dial M for Murder Sensory Guide

## Quick Sensory Summary

**Most intense moment:** Act I, Scene 3 (attack)

**Main triggers:**

- Sudden phone ringing
- Loud door knocking
- Buzzing during the radio interview
- Brief physical violence, simulating strangulation and stabbing in the neck
- Building tension though intensity of dialogue delivery

**Overall experience:**

A slow-burning psychological thriller with one major spike of physical intensity, followed by sustained mental suspense.

